

Crowns and Bridges
at



**BRUNSWICK
DENTAL GROUP**
ENHANCING YOUR SMILE

266 Sydney Road,
Brunswick
Melbourne VIC 3056

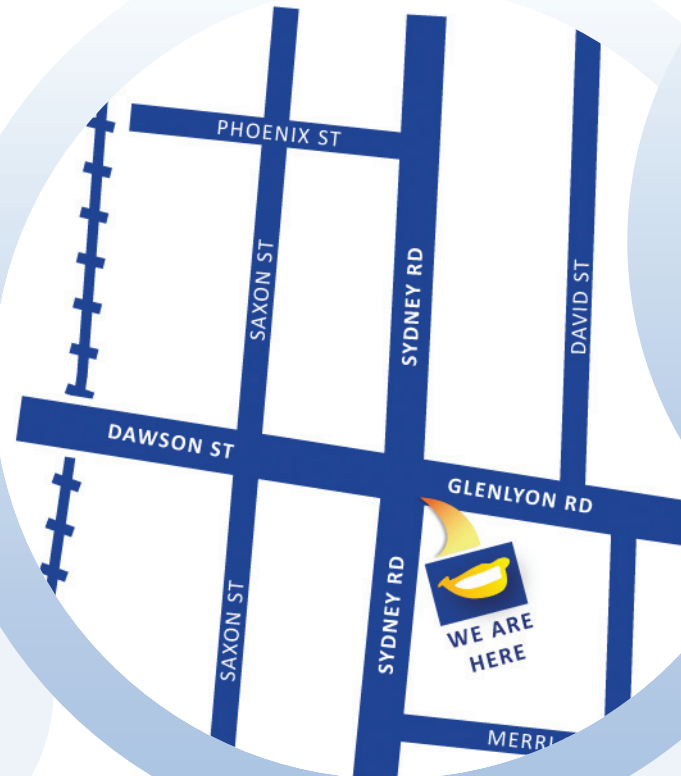
**CROWNS
AND BRIDGES**

Telephone - 03 9380 1305

*Strengthening and protecting
your teeth*



Dr Jim Yannopoulos
Brunswick Dental Group



**BRUNSWICK
DENTAL GROUP**
ENHANCING YOUR SMILE



www.bdg.net.au

CROWNS

A crown is made of high quality, natural looking porcelain which will improve your smile and blend in naturally with your own teeth. Crowns are designed to strengthen and protect the remaining tooth structure and improve the overall appearance of the tooth as well as restoring its former strength, function and natural appearance. Crowns can be placed over prepared front or back teeth much like a cap and are widely used to protect teeth that have been filled by root-canal treatment (RCT).

BRIDGES

Bridges replace one or more missing teeth. A bridge consists of an artificial tooth that is firmly anchored to the natural tooth on each side of the gap. Bridges support the surrounding teeth by preventing moving or shifting within the mouth. A properly placed bridge will improve appearance and prevent stress. Restoring a missing tooth with a bridge prevents teeth from shifting, maintains the natural bite and improves chewing ability. The bridges are custom-made in a laboratory and are fitted for each patient in conformation with the patient's bite, and the size and length of the natural teeth.



THE PROCESS INVOLVED

For these treatments, the patient is required to undertake two appointments.



One is to prepare the tooth or teeth for treatment and the other is to fit the crown or bridge.

Occasionally a RCT and post may be required if the nerve within the tooth has died or been removed.

During the first appointment a thin layer of enamel is removed from all surfaces of the tooth. From here, impressions are taken to record exactly how you bite together so that we can ensure your new tooth will be properly fitted. We will place a temporary crown over the prepared tooth for a period of approximately two weeks so that the laboratory can make the new crown.

During the second appointment, the temporary crown will be gently removed and your new crown will be tried on. The crown will be checked for fit, size, shape and colour before it is permanently cemented to your tooth. We can decide whether adjustments are needed or we can proceed with the process of cementation. The cementation process involves using a cement that bonds to your tooth and crown.



CARING FOR YOUR CROWN AND BRIDGES

Properly fitted crowns and bridges will provide you with years of service, and require the same amount of oral health care maintenance as normal teeth. You should brush and floss at least twice a day. You may also need to follow any other preventative measures as described by the team at Brunswick Dental Group. As with all good oral health care, regular check-ups to detect any problems while they are minor will aid significantly in maintaining your overall oral health.

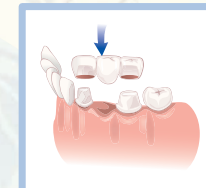
Following crown or bridge procedures, you may experience some sensitivity to hot or cold. This normally subsides within a few short weeks, however if it persists longer than six weeks please notify us.

CALL BRUNSWICK DENTAL IF ANY OF THE FOLLOWING CONDITIONS ARISES:

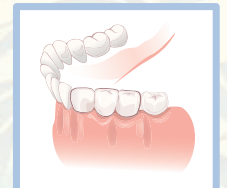
- A feeling of movement or looseness on the restoration
- Sensitivity to sweet foods
- Breakage of a piece of material from the restoration site
- Sensitivity to pressure



Preparation of adjacent teeth



Bridge creation



Final crown and bridge restoration